

Camp Wa-Thik-Ane Is 90 Years Young! Anniversary Camp Toolbox

Camp Wa-Thik-Ane is celebrating its 90th anniversary in 2016. So, to encourage all of our members to enjoy the outdoors and our beautiful camp, we have prepared an example schedule for a weekend camp for you to use. Please adapt it for the age/branch of your campers.

You can find many additional helpful ideas on Memberzone. Go to [Memberzone](#) > Program Resources > Outdoor Activities and Skills.








While there have been a lot of changes in camp equipment over the last 90 years, many of the activities that Girl Guides do at camp have remained the same. We still love to hike, swim, sleep in tents and cook outside. Most importantly, the girls make friends and gain self-confidence and self-reliance.

We have tried to incorporate Girl Guide traditions into this weekend camp and hope that, just as Girl Guides did 90 years ago, the girls will love camping at Wa-Thik-Ane.

Friday:

7:00pm: Arrive at camp and stow gear in tents. Set filled fire buckets outside of tents. Set up kitchen.

Congregate in the marquee, go over camp rules (the Girl Guide Law is the camp law). Divide girls into patrols and show them the duty roster.

DUTIES	COOK'S HELPERS	SWEEP & WIPE	MESS	SANITATION
	<ul style="list-style-type: none"> • Collect the food at food services & bring it back • Help prepare meal • Serve meal • Lead Thanks <div style="display: flex; justify-content: space-around; align-items: center;">   </div>	<ul style="list-style-type: none"> • Wipe tables/benches • Sweep floor • Empty garbage <div style="display: flex; justify-content: space-around; align-items: center;">   </div>	<ul style="list-style-type: none"> • Prepare tables before meals • Prepare dish basins • Wash cooking dishes • Clean-up dish basins & sink <div style="text-align: center;">  </div>	<ul style="list-style-type: none"> • Wash toilets & indoor sinks • Sweep bathroom floors • Empty bathroom garbage • Refill toilet paper <div style="display: flex; justify-content: space-around; align-items: center;">   </div>
Saturday Breakfast	PATROL 1	PATROL 2	PATROL 3	PATROL 4
Saturday Lunch	PATROL 4	PATROL 1	PATROL 2	PATROL 3
Saturday Supper	PATROL 3	PATROL 4	PATROL 1	PATROL 2
Sunday Breakfast	PATROL 2	PATROL 3	PATROL 4	PATROL 1
Sunday Lunch	PATROL 1	PATROL 2	PATROL 3	PATROL 4

Friday night cont'

- 8:00pm: Camp hat craft (younger girls may start getting ready for bed now and do the craft the next day)
- 8:30pm: Mug up. Talk to the girls about setting up their tents. Maximum 4 girls per tent, discuss the best layout for sleeping mats and the importance of keeping their gear compact and tidy. Discuss your rules about getting up in the middle of the night to go to the bathroom (buddies?) Let them know who the first aider is as well as where the leaders' tents are. **NB:** It is a good idea to make a chart showing the layout of the tents with the names of the girls in each tent as well as the patrol they are in.

Sweet dreams

Saturday:

- 7:30am: Rise and shine. Cooks get dressed and go to the kitchen to prepare breakfast. The other girls get dressed and tidy their gear. Let them know how you want them to "make their beds."
- 8:00am: As was and is the tradition at Guide camps, [raise the Canadian flag](#) and sing "O Canada" before going to eat breakfast. After breakfast, duties are to be done and the cooks can return to their tents to tidy up their gear. In the past, "inspection" was done every morning at camp. The leaders, or "Captains" as they were called, made sure that the tents were tidy and that the gear was properly stored. It is important to air out the tents in sunny or breezy weather so if you are remaining on site or if there is no forecast for rain, roll up the tent sides. Make sure the gear is protected from inclement weather.
- 9:00am: Make some [gadgets](#) for your campsite. This can be done by patrol, with each patrol choosing to do a different gadget according to your needs. They could make a table for your camp stove, a tripod to hold a wash basin or a clothesline. Even sparks can try making a lean-to for story time.
- Teach some [knot skills](#) to help the girls out with their gadgets.
- Show the girls a *paliasse*, the type of mattress girls slept on in the old days!
- 10:00am: Snack time. Continue with the gadgets OR pack up for a hike. Discuss with the girls what you need to bring.
- You could do a [scavenger hunt](#), a [nature walk](#) or some [compass work](#).
- Noon: If you are back on site for lunch you may choose to [cook outdoors](#). Or you can do it at supper time and have sandwiches for lunch. Check out some ideas [here](#).
- Clean-up and free time
- 1:30: A craft: [tin can lanterns](#), [tie dye](#) or [stick weaving](#) (or [here](#)).
- Or a [semaphor lesson](#): Semaphore was regularly taught to Girl Guides in the 40's and 50's. Have the girls practice sending short messages across the campground.

Or [laying trails](#)

Or finishing the gadgets.

Or if you're lucky and there is a lifeguard available, consider some waterfront activities.

2:30: A wide game: There are some ideas for games [here](#), [here](#) and [here](#).

3:30: Snack, and continue with your choice of afternoon activities.

4:45: Build your fire and start getting the coals ready for cooking your supper outside (see lunchtime links).

5:00: Prepare food, cook and eat.

6:30: Clean-up and chores

7:00: Free time to plan campfire and patrol skits.

Campfire

[Stargazing](#) (and [here](#))

You could sleep under the stars if you're feeling adventurous and the weather co-operates!

Lights out and sweet dreams

7:30am: Rise and shine. Cooks dress and go to the kitchen to prepare breakfast. The other girls get dressed and pack up their gear.

8:00am: Have breakfast, do duties, clean up the kitchen and the rest of the site. Cooks can go and pack up their gear. If needed, strike tents.

10:00am: Choose a game or activity from the previous day's options.

11:30 am: Prepare and eat lunch.

Do final clean-up, take gadgets apart and do site inspection.

Have your camp closing — you could do a traditional *Guides Own*. This is a ceremony that celebrates the ideals and spirit of Guiding. Readings, songs and other material should be universal, focusing on the shared aims of goodwill, peace, and giving thanks that form the basis of living in harmony.

Lower flags, hand out crests, thanks.

GO WELL AND SAFELY